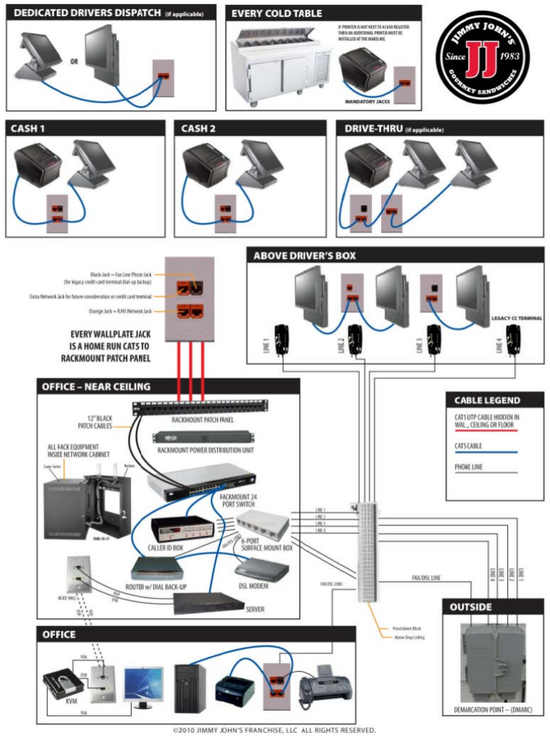

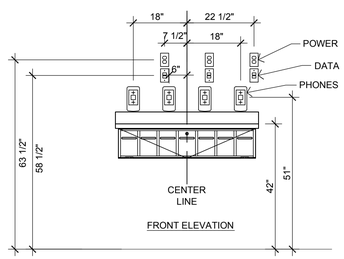

PHONE BANK

1 | 1/4" = 1'-0"

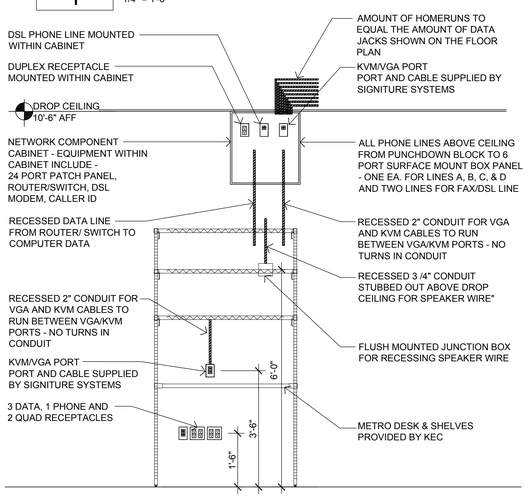

NETWORK CABINET

2 | 1/4" = 1'-0"

COMPONENT BOX REQUIRED EQUIPMENT:

COMPLETE COMPONENT BOX PROVIDED BY SIGNATURE SYSTEMS:

NETWORK CABINET : MIDDLE ATLANTIC EWR-10-17

REQUIRED EQUIPMENT WITHIN THE COMPONET CABINET:

PATCH PANEL - PANDUIT CFAPPBL1 (QTY 1)
POWER DISTRIBUTION UNIT - MIDDLE ATLANTIC PD-915RV-R13 (QTY 1)
24 PORT NETWORK SWITCH - DELL POWER CONNECT 3524 (QTY 1)
ROUTER WITH DIAL BACKUP - NETOPIA 4686XL WITH DIAL-UP (QTY 1)
RACK SHELF -MIDDLE ATLANTIC UTR1 (QTY 2)
CABLE STRAPS - MIDDLE ATLANTIC TW12 (QTY 1)
PATCH CABLES -1' PATCH CABLES (QTY 10 **)
RACK SCREWS -10/32 RACK SCREWS (QTY 1 BOX)
VGA & KVM WALL PLATE (QTY 2)
VGA DUEL PANEL-MOUNT F/F CABLE (QTY 1)
KVM 2.0 DUAL PANEL-MOUNT CABLE (QTY 1)
KVM 2.0 A MALE TO A MALE CABLE (QTY 1)
SVGA VIDEO MINI-COAX DH15MM (QTY 1)

* CALLER ID BOX IS ONLY REQUIRED FOR STORES THAT ARE INSTALLING POS - PROVIDED BY SIGNATURE SYSTEMS.

** QTY IS NUMBER OF NETWORK RUNS PLUS 2 EXTRA

VENDOR CONTACT:

SIGNATURE SYSTEMS, INC
11 PENNS TRAIL
NEWTOWN, PA 18940
SALES: (877) 968-6430 OR sales@pdqpos.com
FAX: (215) 968-6431
DEDICATED JJ TECH SUPPORT: (877) 844-5313

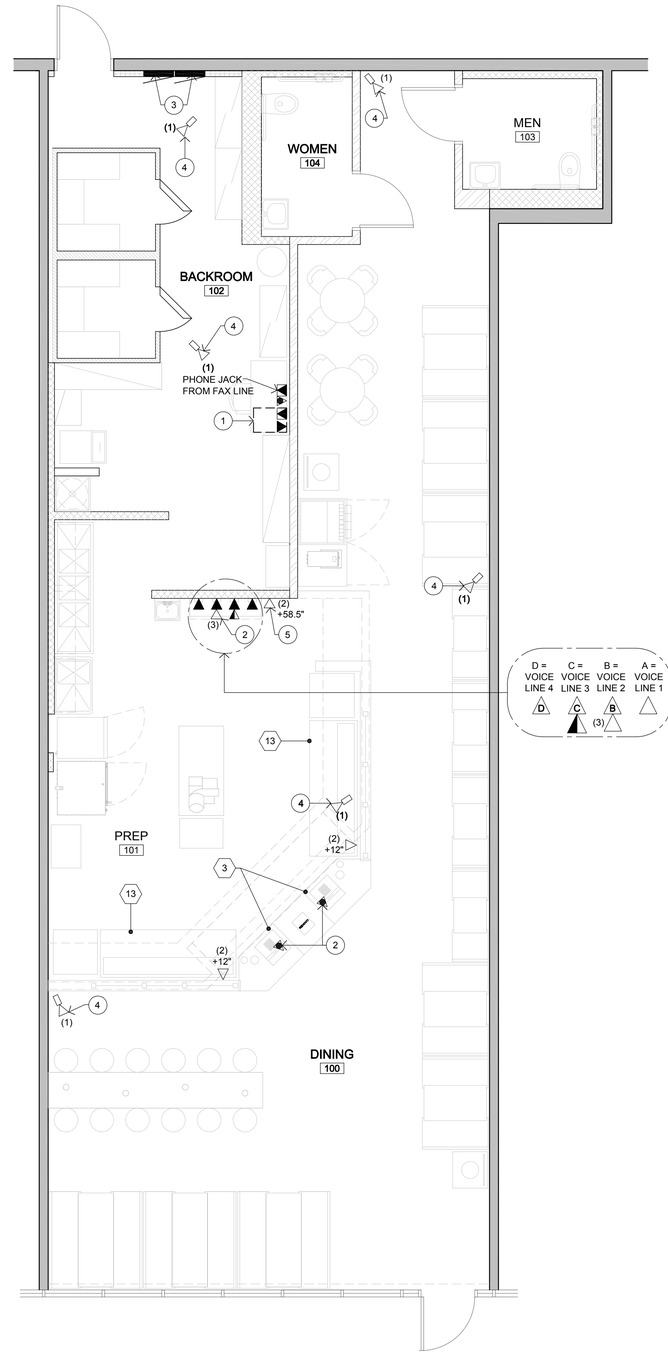

COMMUNICATIONS / DATA PLAN

A | 1/4" = 1'-0"

KEYED NOTES

1. MOUNT THE NETWORK ELECTRONIC COMPONENT CABINET TIGHT TO CEILING ABOVE SHELVES IN THE BACK PREP AREA. SEE NETWORK CABINET DETAIL AND GENERAL NOTES ON THIS SHEET FOR INFORMATION ON CABLING AND COMPONENTS WITHIN CABINET. SEE COMPONENT BOX EQUIPMENT LIST ON THIS SHEET.
2. PROVIDE ONE (1) 3/4" CONDUITS STUBBED UP INTO ACCESSIBLE CEILING. VERIFY LOCATION IN FIELD FOR ALL VOICE AND DATA LOCATIONS. SEE ELECTRICAL/DATA PHONE BANK DETAIL ON THIS SHEET.
3. ELECTRICAL PANELS - FULLY RECESSED.
4. RECOMMENDED PRE-WIRE LOCATION FOR SECURITY CAMERAS SYSTEM. CAMERAS IN PREP AREA NOT ON A WALL OR UNDERSIDE OF SOFFIT ARE TO BE SURFACE MOUNTED ON DROP CEILING, CAMERAS THAT ARE ON SOFFIT TO BE INSTALLED ON THE UNDERSIDE OF SOFFIT.
   IN DINING AREA CAMERAS TO BE INSTALLED ON WALLS AT +10'-0" A.F.F. PROVIDE (1) DATA JACK (CAT-5) AT EACH PRE-WIRE LOCATION.
5. DATA OUTLET AT 58.5" A.F.F. TO ALIGN VERTICALLY WITH DUPLEX OUTLET ABOVE. SEE ELECTRICAL/DATA PHONE BANK DETAIL ON THIS SHEET.

GENERAL NOTES

1. RUN WIRING TO P.O.S. AND PREPARATION TABLES THRU WIRING CHASE PROVIDED IN THE CABINETS. CONCEAL CONDUIT RISER TO CEILING BEHIND WALL. ARRANGE CONDUIT SO DATA WIRING CAN BE HOME RUNS TO THE PATCH PANEL WITHIN THE NETWORK CABINET ABOVE THE DESK.
2. SEE ELECTRICAL/DATA PHONE BANK DETAIL ON SHEET COM1 FOR INSTALLATION OF PHONE/DATA EQUIPMENT.
3. PROVIDE (2) PULL STRINGS IN EACH EMPTY CONDUIT FOR DATA/PHONE LINES.
4. ALL PHONE CAT-5e HOME RUN TO PUNCHDOWN BLOCK.
5. ALL DATA CABLES TO TERMINATE ON RJ45 CATEGORY 5e JACKS AND WIRE TO EIA/TIA 568-B.1 STANDARDS.
6. ALL DATA CABLES TO HOMERUN AND TERMINATE ON 24 PORT RACKMOUNT PATCH PANEL TO BE MOUNTED IN THE NETWORK CABINET.
7. ALL CABLES TO BE CONTINUITY TESTED FOR POLARITY AND CORRECT PIN CONFIGURATION AND MACHINE LABELED.
8. ALL NETWORK CABLING IN THE STORE MUST BE CATEGORY 5e CERTIFIED. YOU MUST OBTAIN A CERTIFICATION REPORT FROM YOUR COMMUNICATIONS/LOW VOLTAGE SUBCONTRACTOR.
9. STEREO SYSTEM WIRING - SEE NETWORK CABINET DETAIL FOR JUNCTION BOX LOCATION AND RECESSED CONDUIT INSTRUCTIONS FOR STEREO SPEAKER WIRE.

ALL CABLING AND TERMINATION TO BE COMPLETED BY COMMUNICATIONS/DATA SUB-CONTRACTOR.

COMMUNICATIONS/DATA SUB-CONTRACTOR TO COORDINATE LOCATION AND SIZE OF NECESSARY CONDUITS FOR CABLING WITH ELECTRICAL CONTRACTOR.

DATA LEGEND

- DATA OUTLET (X) = AMT. OF DATA JACKS (JACK = ORANGE)
- 1 PHONE JACK (JACK = BLACK)
- 2 DATA JACKS (JACK = ORANGE) AND 1 PHONE JACK (JACK = BLACK)
- 3 DATA JACKS (JACK = ORANGE) AND 1 PHONE JACK (JACK = BLACK)
- KVM/VGA PORT - 1 VGA JACK AND 1 KVM JACK
- DATA JACK (CAT-5 LINE) AT PRE-WIRE SECURITY CAMERA LOCATIONS.

GENERAL NOTE:
PHONE COMPANY TO PROVIDE 4 PHONE LINES ON ROLLOVER SERVICE AND ONE (1) DSL/FAX LINE.

ARIZADO DESIGN
6910 E. CHAUNCEY LANE
SUITE 105
PHOENIX, AZ 85054
PHONE 480.268.2900
FAX 480.268.2905
WWW.ARIZADO.NET

ROBERT QUINTANA REGISTERED ARCHITECT 13300145 STATE OF INDIANA

RQA ROBERT QUINTANA ARCHITECTS
14900 LANDMARK BLVD.
SUITE 540
DALLAS, TEXAS 75254
(972) 233-2718

JIMMY JOHN'S Since JJ 1983 WORLD'S GREATEST GOURMET SANDWICHES

THESE PLANS ARE INSTRUMENTS OF PROFESSIONAL SERVICE AND ARE PROTECTED BY COMMON LAW, STATUTORY AND OTHER RESERVED RIGHTS INCLUDING COPYRIGHT. THEY MAY NOT BE REPRODUCED OR USED FOR ANY PURPOSE WITHOUT THE WRITTEN CONSENT OF WJRA.

DATE

DELTA

JIMMY JOHN'S
4914 S. EMERSON AVENUE
INDIANAPOLIS, INDIANA 46203

SHEET TITLE
COMMUNICATIONS/ DATA PLAN

JOB NO A13320

DATE	26. AUGUST . 2013
SCALE	AS NOTED
DRAWN	KM
CHECKED	WR

SHEET NO
COM-1